

## **UNIVERSITY GRANTS COMMISSION**

### **A NOTE ON THE PROCESS OF SELECTION OF UNIVERSITIES UNDER THE SCHEME “UNIVERSITIES WITH POTENTIAL FOR EXCELLENCE” (UPE)**

During **IX Plan** UGC introduced a scheme entitled UPE and with the help of Expert Committees selected five universities. They were: JNU, Poona, Hyderabad, Madras and Jadavpur. There was **no** guidelines on UPE scheme during IX Plan and, therefore, the above universities were selected purely based on the presentation by the Vice-Chancellors who had applied under the Scheme.

During **X Plan**, Guidelines on UPE Scheme was framed and the Commission approved them at its meeting held on **25<sup>th</sup> July, 2002**. As per the procedure for selection of Universities during X Plan, a Scoring formula was also introduced to score the proposals of the universities. Based on which, the Standing Committee on UPE at its meeting held on **3<sup>rd</sup> to 5<sup>th</sup> August, 2005** recommended 4 universities, against the total slot of 5 universities. The selected universities were: Mumbai, Kolkata, NEHU and Madurai Kamaraj.

During **XI Plan**, guidelines were further improved based on the experience gained in implementing of the scheme. As per the XI Plan Guidelines, the eligibility criteria for applying under the UPE scheme are as follows:-

- (i) Accreditation of the NAAC with five star in the 5-point grading system of the NAAC, OR “A” grade and above in 9-point grading system, OR “A” grade under the new grading system introduced in 2007;
- (ii) Well established and regularly functioning Internal Quality Assurance Cell as recommended by the NAAC;
- (iii) Prepared the yearly reports of quality sustenance and enhancement since the last accreditation by the NAAC;
- (iv) At least one Centre for advance study (CAS) or 2 Department of Special Assistance (DSA) in any subject;

A copy of the XI Plan Guidelines on UPE scheme can be seen at UGC website ([www.ugc.ac.in](http://www.ugc.ac.in)).

**As per the Guidelines on UPE, six Universities are to be awarded UPE status during XI Plan period.**

In response to the circular sent on 17<sup>th</sup> September, 2008, 31 Universities had sent their proposal under UPE Scheme. Using the information supplied by the Universities, the Standing Committee on UPE at its meeting held on 27<sup>th</sup> February, 2009 had shortlisted the following 10 universities based on the eligibility criteria indicated at prepage:

1. Andhra University
2. Banaras Hindu University
3. Bangalore University
4. Guru Nanak Dev University
5. Karnataka University
6. Mysore University
7. Osmania University
8. Punjab University
9. Punjabi University
10. Rajasthan University

The above shortlisted 10 universities were advised to send their proposals under UPE scheme to UGC **on or before 29.01.2010**. On receipt of which, Expert Evaluation Committees (EEC) were constituted for each of the universities which visited the Universities and gave a report to UGC. The EEC which visited the ten universities gave qualitative judgment about the proposals that were placed before them. Apart from this, each of the EEC also awarded scores out of 100 on the following parameters:

<u>Parameter</u>	<u>Maximum Score Possible</u>
i) Governance and Administration	20
ii) Infrastructure and Finance	10
iii) Teaching, Learning and Evaluation process	30
iv) Research and Publications	30
v) Welfare activities	10
<b>Total</b>	<b>100</b>

Simultaneously, action was taken to develop a Scoring Scale with the help of a **Working Group on UPE**. Meetings of the Working Group on UPE was held on 26<sup>th</sup> - 27<sup>th</sup>, July, 2010, 25<sup>th</sup> -26<sup>th</sup> October, 2010 and on 18<sup>th</sup> November, 2010. After a detailed discussion, the Working Group on UPE developed the scoring scale for (1) the use of Expert Evaluation Committee (EEC) when they visit the universities and (2) scoring the data provided by the Universities as per the format given in the UPE Guidelines. The Working Group also suggested parameters to be used for assessing the presentation by the Vice-Chancellors of the shortlisted universities and the methodology to be used for arriving at the final ranking of the universities. The Working Group had suggested that the scores obtained by a university under various parameters be combined as per the weightages indicated below:

- |     |  |     |
|-----|--|-----|
| (a) | Scores obtained by a University for data provided by it in the application given under the Scheme        | 40% |
| (b) | Scores awarded by the Expert Evaluation Committee after visiting the University.                         | 40% |
| (c) | Scores awarded by the Standing Committee for presentation made by the Vice-Chancellor of the University. | 20% |

A copy of the **Report of the Working Group on UPE** is enclosed at **ANNEXURE-A**. It may be seen that the Working Group had suggested that the relative ranking of the Universities may be made out of a final score of 100 and the Universities may be awarded the UPE Status depending upon their relative ranking.

All the Vice-Chancellors of the shortlisted universities were requested to make a presentation before the Standing Committee on UPE on **7<sup>th</sup>, 8<sup>th</sup> and 9<sup>th</sup> December, 2011** at Delhi. The parameters for presentation were also intimated to them well in advance, a copy of which is at **ANNEXURE-B**. Based on the scores awarded for the data supplied by the universities, scores awarded by

EECs and the scores awarded by the Standing Committee on the presentation of the Vice-Chancellors, the relative ranking of the universities were prepared as per the details given below:

Sl. No.	State / Union Territory	Name of the University	Scores awarded for the data supplied by the university		Scores awarded by the Expert Evaluation Committee (EEC) during its visit		Scores awarded by the Standing Committee on the presentations of Vice-Chancellor	Total scores awarded out of 100
			Out of 1000	Reduced to 40	Out of 100	Reduced 40	Out of 20	
1.	Uttar Pradesh	Banaras Hindu University	760	30.40	96	38.40	14.57	83.37
2.	Andhra Pradesh	Osmania University	794	31.76	86	34.40	13.71	79.87
3.	Punjab	Guru Nanak Dev University	630	25.20	90	36.00	12.87	74.07
4.	Karnataka	Mysore University	601	24.04	77	30.80	14.42	69.26
5.	Rajasthan	Rajasthan University	595	23.80	85	34.00	9.57	67.37
6.	Karnataka	Karnataka University	587	23.48	76	30.40	12.37	66.25
7.	Chandigarh	Punjab University	513	20.52	76	30.40	13.00	63.92
8.	Karnataka	Bangalore University	648	25.92	71	28.40	9.25	63.57
9.	Punjab	Punjabi University	560	22.40	73	29.20	11.00	62.60
10.	Andhra Pradesh	Andhra University	611	24.44	67	26.80	9.71	60.95

The Standing Committee on UPE recommended the following six universities for the award of UPE status based on the relative ranking, as indicated in the table above:

1. Banaras Hindu University, Varanasi.
2. Osmania University, Hyderabad.
3. Guru Nanak Dev University, Amritsar.
4. Mysore University, Mysore.
5. Rajasthan University, Jaipur.
6. Karnatak University, Dharwad

**ANNEXURE-C** gives a copy of the minutes of the meeting of the Standing Committee on UPE held on 7<sup>th</sup>, 8<sup>th</sup> and 9<sup>th</sup> December, 2011.

The minutes of the Standing Committee on UPE was placed before the Commission at its meeting held on 22<sup>nd</sup> December, 2011 and the Commission resolved as follows:

*"The Commission approved the recommendations of the Standing Committee on UPE for the award of UPE status to the following six universities during the XI Plan period:*

1. Banaras Hindu University, Varanasi.
2. Osmania University, Hyderabad.
3. Guru Nanak Dev University, Amritsar.
4. Mysore University, Mysore.
5. Rajasthan University, Jaipur.
6. Karnatak University, Dharwad

*The Commission further decided that the Vice-Chancellors of the selected universities may be requested to revisit their focused areas, holistic development and budget in view of the suggestions made by the Standing Committee and the first installment of grant may be released as per the existing practice.*

*The Commission also decided that the number of slots under the scheme be increased to at least ten in the 12<sup>th</sup> Plan and that the nomenclature of the scheme may also be suitably modified."*

As per the above approval of the Commission, all the six universities have been informed about the award of UPE status to them. A copy of the letter sent to them is at **ANNEXURE-D**.

*M. G. C.*  
(Final Copy approved by the Working Group Members)

**REPORT OF THE WORKING GROUP ON UNIVERSITIES  
WITH POTENTIAL FOR EXCELLENCE (UPE)**

**1.0 Introduction**

During XI Plan, proposals have been invited from the universities which are meeting the eligibility criteria relating to UPE Scheme. Altogether 31 universities responded to the circular issued by the Commission out of which following 10 universities were shortlisted using the eligibility criteria as laid down in the XI Plan Guidelines for UPE for on-the-spot evaluation against the six slots that are available during the XI Plan period:

1. Andhra University
2. Banaras Hindu University
3. Bangalore University
4. Guru Nanak Dev University
5. Karnataka University
6. Mysore University
7. Osmania University
8. Punjab University
9. Punjabi University
10. Rajasthan University

The above ten universities have submitted ~~extensive~~ data as per the proforma given in the XI plan Guidelines on UPE. As ~~per the~~ procedure indicated in the UPE guidelines, a Working Group consisting of the following members was constituted by the Chairman, UGC.

1. Prof. Furqan Qamar,  
Vice-Chancellor,  
Central University of Himachal Pradesh,  
District Kangra, Himachal Pradesh-176 215
2. Prof. Abhai Maurya,  
Former Vice-Chancellor,  
The English & Foreign Languages University,  
Hyderabad
3. Prof. A.N. Rai,  
Vice-Chancellor,  
North Eastern Hill University, Shillong
4. Prof. K.P.S. Unny,  
Brindawan,  
West, Yakkar Road,  
(Near D.P. Office)

The above Working Group on UPE was expected to (1) develop a scoring scale for scoring the proposals; (2) develop a scoring scale for quantifying the Expert Evaluation Committee Report; (3) identify the parameters that may be used by the Vice-Chancellor of the shortlisted universities while making a presentation before the Standing Committee on UPE; and (4) develop a technique for combining the scores obtained by the universities with regard to their proposal as per the proforma, i.e., on-the-spot visit by the Expert Evaluation Committee and presentation by the Vice-Chancellors.

## 2.0 Dates of the meeting of the Working Group

The above Working Group met on 26/07/2010, 27/07/2010, 25/10/2010, 26/10/2010 and 18/11/2010. The following table gives the dates on which the members of the Working Group were present:

S.No.	Name of the Expert/UGC Officer	Dates of the meeting	Whether attended or not
1.	Prof. Furqan Qamar	26 <sup>th</sup> & 27 <sup>th</sup> July, 2010 25 <sup>th</sup> & 26 <sup>th</sup> October, 2010 18 <sup>th</sup> November, 2010	Attended Attended Attended
2.	Prof. Abhai Maurya	26 <sup>th</sup> & 27 <sup>th</sup> July, 2010 25 <sup>th</sup> & 26 <sup>th</sup> October, 2010 18 <sup>th</sup> November, 2010	Attended Attended Attended
3.	Prof. K.P.S. Unny	26 <sup>th</sup> & 27 <sup>th</sup> July, 2010 25 <sup>th</sup> & 26 <sup>th</sup> October, 2010 18 <sup>th</sup> November, 2010	Attended Attended Attended
4.	Prof. A.N. Rai	26 <sup>th</sup> & 27 <sup>th</sup> July, 2010 25 <sup>th</sup> & 26 <sup>th</sup> October, 2010 18 <sup>th</sup> November, 2010	Attended Absent Absent
5.	Dr. C.S. Meena, * Joint Secretary	26 <sup>th</sup> & 27 <sup>th</sup> July, 2010	Attended
6.	Dr. K. Gunasekaran, @ Additional Secretary	25 <sup>th</sup> & 26 <sup>th</sup> October, 2010 18 <sup>th</sup> November, 2010	Attended Attended

\* was incharge of UPE scheme till August, 2010

@ as incharge of UPE scheme at present.

## 3.0 Development of the Scoring Scale:

Initially, the scheme was looked after by Dr. C.S. Meena, Joint Secretary. With effect from August, 2010, Dr. K. Gunasekaran, Additional Secretary began to look after this programme. Based upon the discussions on 26<sup>th</sup> & 27<sup>th</sup> July 2010, the Working Group finalized the scoring scale for scoring the proposals, a copy of the same is given at Annexure 'A'. Subsequently, it was observed that the scoring scale should cover some more salient parameters like type of university,

accreditation grades obtained, number of SAP Departments in a university, academic programmes being followed in a university, temporal plan of a university and various other parameters. Accordingly, it was decided to reconvene the meeting of the Working Group so as to update and fine tune the scoring scale that had already been developed. The scoring scale was finalized taking into account the above parameters in the subsequent meetings of the Working Group on UPE. A copy of the revised (final) scoring scale is given at **Annexure – 'B'**. This scale provides for scoring the Universities out of a maximum of 1000 points.

- 3.1 The Working Group deliberated upon the issue of scoring the proposals based on the scoring scale thus developed. However, the Working Group was of the opinion that the proforma received from the Universities may be scored **only after all the Universities have been visited by the Expert Evaluation Committees**. This was decided so that the scores obtained by the Universities as per the information/data provided by them do not unduly influence the judgment and/or the scores to be awarded by the EEC during its visit. Moreover, since during their visit the EECs are expected to validate the information/data provided by the Universities concerned, the Working Group would be able to score the Universities on the basis of the verified/validated information/data. The scoring scale for the use of the EECs is given in Annexure-E, which is given under the Section 4.0.

#### **4.0 Scoring scale for the use of Expert Evaluation Committee (EEC)**

The Working Group on UPE also discussed the issue relating to the scoring scale to be used for scoring the Expert Evaluation Committee's report. After a thorough discussion, the Working Group decided that it would be preferable for the EEC to get the scores on certain parameters like governance, teaching and research etc., **out of a maximum of 100 points** as the quality judgements by EEC may not be amenable for scoring. In view of the fact that the EEC will have discussions with all the stakeholders of a University during its visit, it shall be in a better position to give the scores on such parameters. The Working Group further decided that apart from the scores, the EEC may also give certain qualitative judgments. Accordingly, the Working Group has worked out a Scoring



Scale for the use of EEC for recording the information with regard to certain parameters as well as scores to be awarded under various parameters. A copy of the Scoring Sheet for the use of EEC is given at Annexure 'C'.

**5.0 Parameters to be used for assessing the presentation by the Vice-Chancellors of the shortlisted Universities**

The Working Group has suggested a set of parameters on which the Vice-Chancellors of the shortlisted Universities may make their presentation before the Standing Committee on UPE as per Annexure-D. On the basis of the presentations, the Standing Committee may give scores to the Universities out of a maximum of 100 points.

**6.0 Methodology for combining the scores and arriving at the final scores for ranking the Universities**

The Working Group was informed that following shall constitute the basis for calculating the relative position of the shortlisted universities:

- (a) Scores obtained by a University, for information/data provided by it in the application for support under the Scheme (out of 1000);
- (b) Scores awarded by the Expert Evaluation Committee after visiting the University (out of 100); and
- (c) Scores awarded by the Standing Committee, to the University based on the presentation made by its Vice-Chancellor (out of 100).

The Working Group after detailed discussion recommended that the scores obtained by a University on the basis of the proforma (at Annexure-B) may be reduced to 100 (out of 1000). The scores awarded on the basis of presentation of a University may also be reduced to 20 (out of 100). Then the scores obtained under the above three components may be added as per the weightages indicated below

- |    |   |     |
|----|---|-----|
| a) | Score obtained by a University on the basis of data provided by it in the application for support under the Scheme: | 40% |
| b) | Score awarded by the Expert Evaluation Committee after visiting the University:                                     | 40% |
| c) | Score awarded by the Standing Committee on the basis of presentation to be made by a Vice-Chancellor                | 20% |

The relative ranking of the Universities may be made out of a final score of 100 and the Universities may be awarded the UPE status depending upon their relative ranking.

**Name of the University**

11-

89

No.	Page No. of the Guidelines	Item No.	Parameter	Scoring Scale	Maximum Score	Score awarded
7.	11	1.5	No. of candidates registered for Research in the University. 50 – 100 > 100 – 150 > 150	10 15 20	20	
8.	31	13.1	(1) Number of International Journals/ periodicals subscribed by the University 1 – 20 21 – 40 41 – 60 (2) Outlay of Research Projects Completed during last three years 21 – 50 lakhs > 50 – 100 lakhs > 100 lakhs	5 8 10 10 20 30	10 30	
9.	31	13.1	(1) Percentage of Teacher's getting National Recognition during last three years 1 – 2 > 2 – 5 > 5 (2) Percentage of Teacher's getting International recognition during last three years 0.5 – 1 > 1 – 2 > 2 (3) Percentage of teachers who attended International Seminars during last three years 5 – 10 > 10 – 15 > 15 (4) Percentage of Teachers who attended National Seminars 15 – 30 > 30 – 50 > 50 (5) Percentage of teachers who were Resource persons in National/ International Seminars 1 – 2 > 2 – 3 > 3 (6) Outlay of On-going Research 51 – 100 lakhs 100 – 200 lakhs > 200 lakhs Total Points	5 8 10 5 8 10 5 8 10 5 8 10 10 20 30	10 10 10 10 30 140	

No.	Page No. of the Guidelines	Item No.	Parameter	Scoring Scale	Maximum Score	Score awarded
10.	14 – 15	2.17	Linkages with International Institutes 5-For each MOU signed	20	20	
11.	17 – 18	5.1	Selection for Admissions done by 1. Academic record only 2. Entrance test only 3. Combination of Academic Record & Entrance test	2 3 5	5	
12.	17	4.5	University provides bridge/remedial courses to the educationally disadvantaged students - yes	10	10	
13.	13	2.10	Percentage of Teaching Staff recruited from other states: (last 5 years) 5 – 10 > 10 – 20 > 20	5 10 15	15	
14.	14	2.15 and 2.16	Mechanism for evaluation of teachers on teaching, research and work satisfaction is through self-appraisal Self-appraisal + peer review Self-appraisal + peer review + students evaluation	5 10 15	15	
15.	18	7.1	Percentage of faculty actively involved in research 25 – 50 > 50 – 70 > 70	10 15 20	20	
16.	11	1.5	Percentage of Research Scholars having Fellowship/Scholarship such as JRF 20 – 50 > 50 – 75 > 75	10 20 30	30	
17.	19	7.8	Doctor Fellows working in the institution For every Fellow – 4 Points	20	20	
18	19	7.9	Post doctoral fellows who are Ph.D. Degree holders from other Institutions 2 points – For every fellow	20	20	
Total Points					155	

- 91 -

No.	Page No. of the Guidelines	Item No.	Parameter	Scoring Scale	Maximum Score	Score awarded
19.	19	7.11	1. Percentage of teachers publishing papers in refereed journals	10 - 20 > 20 - 50 > 50	20 30 50	50
		(a)				
		(b)	2. Number of Patents obtained 10 points for each patent	50	50	
			3. Number of Books / National Journals Published	10 - 20 > 20 - 50 > 50	10 15 20	20
			4. Percentage of students who were awarded Ph.D. out of the total No. registered for Ph. D.	10 - 20 > 20 - 50 > 50	20 30 50	50
20.	20	7.15	Finance generated through consultancy services by the faculty ( last three years)	1 - 5 Lakhs > 5 - 10 lakhs > 10 lakhs	5 10 20	20
21.	33	15.8	Percentage of Students gainfully employed through Placement Services	Upto - 25 25 - 50 > 50	5 10 15	15
Total Points					205	



Sl. No.	Page No. of the Guidelines	Item No.	Parameter	Scoring Scale	Maximum Score	Score awarded
26.	16	4.2	Reservation policy implementation in student admissions (in percentage) 30 – 50 > 50 – 80 > 80	5 8 10	10	
27.	12	2.9	Percentage of teachers with one step higher qualification 20 – 50 > 50 – 80 > 80 – 100	5 8 10	10	
28.	25	9.2	Support facilities (Two points for each facility)	30	30	
29.	9	9	SAP Departments as % of total No. of Departments 5 – 10 > 10 – 25 > 25	5 8 10	10	
30.	27	10.14	Awards won by students only at State level at State level + National level at State level + National level + International level	5 8 10	10	
31.	20	7.19	Extension activities 4 out of 8 6 out of 8 8 out of 8	1 3 5	5	
<b>Total Points</b>					75	



Additional points in respect of Autonomous/ Affiliated colleges

Sl. No.	Page No. of the Guidelines	Item No.	Parameter	Scoring Scale	Maximum Score	Score awarded
1.	21	8.1	No. of Autonomous Colleges 1 – 10 > 10 -20 > 20	10 15 20	20	
2.	22	8.8	Conducted academic audited of affiliated colleges Yes	5	5	
<b>Total Points</b>					25	
<b>Grand Total Points</b>					725	

**Total Marks awarded: 725**

**Evaluated by :**

**Checked by :**

**REVISED SCORING SCALE FOR SCORING THE INFORMATION PROVIDED BY THE UNIVERSITIES UNDER UPE SCHEME.**

**Note:** Scores allotted to each of the options in respect of a parameter is given in bold within brackets at the right hand bottom of the box containing the option. The scores for the three options (two options in a few cases) for any parameter/sub-parameter are in ascending order, the highest score being for the last option, which also is the maximum score possible for the parameter/sub-parameter. In some cases score per unit of parameter and the maximum for the parameter are also indicated.

Name of the University:.....

Sr. No.	Page No. of Guide Lines/ Item No.	Parameter/ sub-parameter	Options			Score awarded
			Low	Medium	High	
<b>1</b>		<b>General Features</b>				
1.1	9/6	Accreditation grade CGPA	A (85-90)/ (3.40-3.60)  <b>(5)</b>	A (90-95)/ (3.60-3.80)  <b>(10)</b>	A (95-100)/ (3.80-4.00)  <b>(15)</b>	
1.2	29/12.15, 22/8.8	Internal quality assurance system	Acad. & Admn. Audit <b>(5)</b>	IQAC  <b>(10)</b>	Both  <b>(15)</b>	
1.3	9/9	% of SAP deptts. to total no. of departments	> 5-10  <b>(5)</b>	>10-25  <b>(10)</b>	>25  <b>(15)</b>	
1.4	21/8.2	% of autonomous deptts.	> 5-10  <b>(5)</b>	>10-25  <b>(10)</b>	>25  <b>(15)</b>	
1.5	16/3.3	Teaching non-teaching staff ratio	1: > 4  <b>(5)</b>	1: >2-4  <b>(10)</b>	1: ≤ 2  <b>(15)</b>	
1.6	16/4.1, 11/ 2.2	Teacher student ratio	1: >15  <b>(5)</b>	1: >10-15  <b>(10)</b>	1: ≤ 10  <b>(15)</b>	

Sr. No.	Page No. of Guide Lines/ Item No.	Parameter/ sub-parameter	Options			Score awarded
			Low	Medium	High	
2		Academic programmes				
2.1	28/11.8	Curricula reviewed and updated in:	>5 years (5)	>3-5 years (10)	within 3 years (15)	
2.2	28/12.4	Time taken to introduce a new programme after it is conceptualized	>2 years (5)	1-2 years (10)	within 1 year (15)	
2.3	11/1.3	Time plan of academic work	Only Annual system (5)	Only Semester system (10)	Semester and CBCS (15)	
2.4	12/2.8	% of classes taken by full-time teachers	>30-50 (5)	>50-80 (10)	>80 (15)	
2.5	17/4.5	% of beneficiaries of bridge/ remedial courses for the educationally disadvantaged students	>10-15 (5)	>15-25 (10)	>25 (15)	
3		Faculty resource adequacy:				
3.1	12/2.6	% of permanent teachers	>50-75 (5)	>75-90 (10)	>90-100 (15)	
3.2	12/2.6	% of permanent women teachers	>20-30 (5)	>30-40 (10)	>40 (15)	
3.3	12/2.6	% of permanent teachers with Ph.D. as highest qualification	>60-70 (5)	>70-80 (10)	>80 (15)	
3.4	31/13.1	% of teachers getting national recognition	1-2 (5)	>2-5 (10)	>5 (15)	

Sr. No.	Page No. of Guide Lines/ Item No.	Parameter/ sub-parameter	Options			Score awarded
			Low	Medium	High	
3.5	31/13.1	% of teachers getting international recognition	0.5 – 1 (5)	>1-2 (10)	>2 (15)	
3.6	31/13.1	% of teachers who attended international seminars	>5-10 (5)	>10-15 (10)	>15 (15)	
3.7	31/13.1	% of teachers who were resource persons at national seminars	>5-10 (5)	>10-15 (10)	>15 (15)	
3.8	31/13.1	% of teachers who were resource persons at international seminars	>1-2 (5)	>2-3 (10)	>3 (15)	
3.9	13/2.10	% of teachers from outside the state	>10-20 (5)	>20-30 (10)	>30 (15)	
3.10	11/2.4	% of vacancy in faculty	>20-30 (5)	>10-20 (10)	Up to 10 (15)	
3.11	11/2.5	% of implementation of reservation policy in faculty (SC/ST/OBC/PH)	>50-70 (5)	>70-90 (10)	>90 (15)	
3.12	14/2.15, 14/2.16	Evaluation of teachers on teaching, research and work satisfaction	Only Self-Appraisal (5)	Self-appraisal + Peer review (10)	Self-appraisal+ Peer review+ Student Evaluation. (15)	
<b>4</b>		<b>Research, consultancy, extension</b>				
4.1	21/8.1	No. of recognized research Institutes/centres in the university	2-3 (5)	4-5 (10)	>5 (15)	
4.2	18/7.1	% of teachers actively engaged in research	>25-50 (5)	>50-70 (10)	>70 (15)	

Sr. No.	Page No. of Guide Lines/ Item No.	Parameter/ sub-parameter	Options			Score awarded
			Low	Medium	High	
4.3	19/7.11(a)	% of teachers publishing papers in refereed journals	>10-20 (5)	>20-50 (10)	>50 (15)	
4.4	19/7.11 (a)	Average impact factor of publications	<1 (5)	1-2 (10)	>2 (15)	
4.5	19/7.11(c)	No. of books published per 100 teachers per year	>10-20 (5)	>20-50 (10)	>50 (15)	
4.6	19/7.11(b)	No. of patents obtained	10 points for each patent subject to a Maximum of (30)			
4.7	19/7.7	% of research scholars getting full time fellowship	>20-50 (5)	>50-75 (10)	>75 (15)	
4.8	19/7.11(d)	No. of Ph.Ds. awarded in 3 years	>30-60 (5)	>60-150 (10)	>150 (15)	
4.9	19/7.8	Post-doctoral fellows working in the university	3 points for every fellow subject to a Maximum of (30)			
4.10	19/7.9	Post-doctoral fellows holding Ph.D. from other institutions	3 points for every fellow, subject to a Maximum of (30)			
4.11	31/13.1	Outlay of research projects completed during last 3 years	>21-50 Lakhs (5)	>50-100 Lakhs (10)	>100 Lakhs (15)	
4.12	31/13.1	Outlay of on-going research projects	>51-100 Lakhs (5)	>100-200 Lakhs (10)	>200 Lakhs (15)	
4.13	20/7.19	Extension activities	4 out of 8 areas (5)	6 out of 8 (10)	All 8 (15)	
<b>5</b>		<b>Linkages</b>				
5.1	14/2 17 32/13.2	No. of linkages with international institutions	4 points for each MOU signed, subject to a Maximum of (20)			
5.2	15/2.18	Total No. of beneficiaries of national & international linkages	5 points for 100 beneficiaries, subject to a Maximum of (15)			

Sr. No.	Page No. of Guide Lines/ Item No.	Parameter/ sub-parameter	Options			Score awarded
			Low	Medium	High	
<b>6</b>		<b>Students</b>				
6.1	17-18/ 5.1	Admission based on	Only Academic record (5)	Only Entrance test (10)	Combination of both (15)	
6.2	16/4.2	% of implementation of reservation policy in admission of students	>50-70 (5)	>70-90 (10)	>90 (15)	
6.3	16/4.1	% of women students	>20-30 (5)	>30-40 (10)	>40 (15)	
6.4	16/4.1	% of students from other states	>10-20 (5)	>20-30 (10)	>30 (15)	
6.5	16/4.1	% of NRI & overseas students	>1-5 (5)	>5-10 (10)	>10 (15)	
6.6	17/4.4	% of students passing with I class to total no. who appeared	>30-40 (5)	>40-50 (10)	>50 (15)	
6.7	11/1.4	No. of students clearing NET/SLET /GATE/GMAT etc. in 5 years	>50-70 (5)	>70-100 (10)	>100 (15)	
6.8	33/15.8	No. of students gainfully employed through placement services during last year	>200-300 (5)	>300-500 (10)	>500 (15)	
6.9	27/ 10.14	Awards won by students during 3 years	Only at state level (5)	At state & National levels (10)	At state, natl. & International levels (15)	
<b>7</b>		<b>Examination &amp; Evaluation</b>				
7.1	32/14.8	Punctuality in declaration of results within 2 months for 5 years	During only 2 years (5)	During 3-4 years (10)	During all 5 years (15)	
7.2	24/8.19	No. of subjects in which question banks developed	>5-10 (5)	>10-15 (10)	>15 (15)	
7.3	32/14.5	Continuous internal evaluation system	No (0)	Yes (5)		
7.4	24/8.20 32/14.2	Evaluation method used	Only Marking System (5)	Marking + Grading (10)	Only Grading system (15)	
7.5	24/8.23	Computerization of examination system	No (0)	Yes (5)		

Sr. No.	Page No. of Guide Lines/ Item No.	Parameter/ sub-parameter	Options			Score awarded
			Low	Medium	High	
<b>8</b>		<b>Finances</b>				
8.1	10/1.2	Total revenue generated through self-financing courses during a year	>2-5 crore (5)	>5-10 crore (10)	>10 crore (15)	
8.2	18/6.4	Total revenue generated through distance education programmes	>2-5 crore (5)	>5-10 crore (10)	>10 crore (15)	
8.3	20/7.15	Total revenue generated through consultancy in 3 years	>10-25 lakhs (5)	>25-50 lakhs (10)	>50 lakhs (15)	
8.4	34/16.3	% of total budget allocated to academic programmes	>10-15 (5)	>15-20 (10)	>20 (15)	
<b>9</b>		<b>Infrastructure</b>				
9.1	31/13.1	No. of international journals subscribed to	>15-20 (5)	>20-40 (10)	>40 (15)	
9.2	26/10.5	Departments having departmental libraries	No (0)		Yes (5)	
9.3	25/9.1	No. of laboratories	>5-10 (5)	>10-15 (10)	> 15 (15)	
9.4	25/9.1	No. of research laboratories	>5-10 (5)	>10-15 (10)	> 15 (15)	
9.5	26/10.9	No. of computers per hundred students	>20-30 (5)	>30-50 (10)	> 50 (15)	
<b>10</b>		<b>Governance &amp; Management</b>				
10.1	28/11.2	Inclusion of creativity & innovation as part of objectives	Not stated (0)	Vaguely stated (5)	Explicitly stated (10)	
10.2	28/11.4	Major concerns addressed by goals & objectives (apart from education)	Access & equal opportunities (5)	Training & employment (10)	All (Education, training, employment, access, equal opportunities ) (15)	
10.3	28/11.5	Prioritization & responsiveness of objectives to society and its needs	No (0)		Yes (5)	
10.4	29/12.16	University sensitized to latest managerial concepts	No (0)		Yes (5)	

Sr. No.	Page No. of Guide Lines/Item No.	Parameter/ sub-parameter	Options			Score awarded
			Low	Medium	High	
10.5	30/12.19 to 12.21	Value orientation to impart in students: 1. Civic responsibilities 2. Personality development 3. Community orientation	Only one (5)	Any two (10)	All Three (15)	
10.6	30/12.22	Promotion of general/transferable skills among students	2 out of 5 slots (5)	3-4 out of 5 (10)	All 5 (15)	

**Total Score: 1000**

**Distribution of Scores:**

1. General features:	90
2. Academic programmes:	75
3. Faculty resource adequacy:	180
4. Research, consultancy, extension:	240
5. Linkages:	35
6. Students:	135
7. Examination & evaluation:	55
8. Finances:	60
9. Infrastructure:	65
10. Governance & management:	65

**Total: 1000**



**SCORING SCALE FOR THE USE OF EXPERT EVALUATION COMMITTEES (EEC)**  
**Points to be kept in mind by the Expert Evaluation Committee during the visit to the University and while giving score at the end of the visit**

1. Validation of the information/ data submitted by the University in its Application, clearly indicating significant variations, if any.
2. Ascertaining the details of the department(s)/ inter-disciplinary research centre(s) existing in the University, and clearly assessing the work/performance/ achievements and contributions of such department(s)/ centre(s) so far.
3. Ascertaining the details of department(s)/ inter-disciplinary research centre(s) in the University associating with such department(s)/centre(s) outside the University, highlighting the nature, extent and results of association/collaboration.
4. Probing the reasons/ justification for the Focused Area proposed by the University, clearly identifying the strengths of the University to justify the said Focused Area, and also assessing the research proposal(s) under the Focused Area.
5. Ascertaining the academic and infrastructure weaknesses of the University, justifying the need for additional investment towards the Holistic Development of the University.
6. Assigning a score out of a total of 100 to the University on the following points:-
 

i) Governance and Administration	out of 20
ii) Infrastructure and Finance	out of 10
iii) Teaching, Learning and Evaluation process	out of 30
iv) Research and Publications	out of 30
v) Welfare activities	out of 10

Total 100

**The maximum score possible under each parameter as given above may be kept in view while allocating the score.**

7. In case the Expert Evaluation Committee recommends that the University could be selected for the award of the UPE status, the Committee should make clear recommendation for Financial Support as under:

	Grants-in-aid General	Capital Assets	Total
Focused Area			*
Holistic Development			**
Total			***

\* Not to exceed Rs.15 crore

\*\* Not to exceed Rs.35 crore

\*\*\*Not to exceed Rs.50 crore

**PARAMETERS ON WHICH VICE-CHANCELLORS OF THE SHORTLISTED  
UNIVERSITIES ARE REQUIRED TO MAKE PRESENTATION** MPE

1. Vision of the University; steps initiated by the University to operationalise vision into action.
2. How does the University understand excellence? How does the University justify its claim of having potential for excellence in the chosen focused area? How does it relate to the vision, mission and objectives of the university?
3. Justification for implementation of Plan for the next five years with special reference to the focused area that has been identified.
4. How will the university use the additional fund of Rs.50.00 crores to meet the above objectives?
5. What are the academic reforms the university is enforcing to improve the quality of teaching, learning and evaluation?
6. What plans does the University have to make its courses internationally competitive?
7. What steps are being taken to improve quality of research work in the University?
8. What specific administrative reforms does the university plan to improve the functioning and performance of the university?
9. What strategies does the University have to attract quality faculty and staff to improve its academic performance?
10. How does the University propose to generate additional resources?

11. How many vacant positions exist in the University and what plan it has to fill up the vacant positions?
12. What are the measures taken by the University to promote internal autonomy in the University?
13. What are the measures the University has taken to internalize the promotion of Quality & Excellence?

S.M. 75(2)

367

Speed Post

D.O.No.F.14-2/2008(NS/PE)

3<sup>rd</sup> August, 2011

Dear Sir,

3 AUG 2011

This has reference to this office letter of even number dated 1<sup>st</sup> January, 2010 wherein you were informed about the shortlisting of your university under UPE Scheme during the XI Plan period.

As already informed to you, the final selection of the universities for the award of UPE status shall be based on the following parameters:

- (1) Scores awarded to the shortlisted universities on the data provided as per the proforma indicated in the XI Plan guidelines of UPE Scheme.
- (2) Reports of the Expert Evaluation Committee which visited the universities along with the scoring done by the Committees.
- (3) Presentation by the Vice-Chancellors of the shortlisted universities before the Standing Committee on UPE.

With regard to (3) above, it is proposed to have a meeting of the Standing Committee on UPE sometime during the end of August/September, 2011. The exact date and time shall be informed soon.

While giving this advance information to you, I request that the university may prepare its presentation on the parameters indicated in the **enclosed sheet**. You may bring a few experts to help you at the above presentation. Each Vice-Chancellor will be given a minimum of 30 minutes for the presentation followed by one hour discussion. Therefore, you may prepare your presentation accordingly. A tentative programme schedule is **enclosed**.

In case, you have any point to be clarified, you may either write to me or telephone me.

The TA/DA for this may have to be defrayed by the university.


With kind regards,

Yours sincerely,

(K. Gunasekaran)

Encl: As above.

To the Vice-Chancellors as per list attached.



**Prof. B. Satyanarayana,**  
Vice-Chancellor,  
Andhra University,  
Waltair,  
Visakahapatnam-530 003

**Prof. D.P. Singh,**  
Vice-Chancellor,  
Banaras Hindu University,  
Varanasi-221 005

**Prof. A.S. Brar,**  
Vice-Chancellor,  
Guru Nanak Dev University,  
Amritsar-143 005

**Prof. S. Satyanarayana,**  
Vice-Chancellor,  
Osmania University,  
Hyderabad-500 007

**Prof. R.C. Sobti,**  
Vice-Chancellor,  
Panjab University,  
Chandigarh-160 014

**Dr. Jaspal Singh,**  
Vice-Chancellor,  
Punjabi University,  
Patiala-147 002

**Prof. B.L. Sharma,**  
Vice-Chancellor,  
University of Rajasthan,  
Jaipur-302 055

**Prof. V.G. Talawar,**  
Vice-Chancellor,  
University of Mysore,  
Crawford Hall,  
Mysore-570 006

**Prof. H.B. Wallkar,**  
Vice-Chancellor,  
Karnatak University,  
Pavate Nagar,  
Dharwad-580 003

Speed Post

D. O. No.F.14-2/2008 (NS/PE)

September, 2011

Dear Dr. Dev,

16 SEP 2011

This has reference to this office letter of even number dated 1<sup>st</sup> January, 2010 wherein you were informed about the shortlisting of your university under UPE Scheme during the XI Plan period.

As already informed to you, the final selection of the universities for the award of UPE status shall be based on the following parameters.

- (1) Scores awarded to the shortlisted universities on the data provided as per the proforma indicated in the XI Plan guidelines of UPE Scheme.
- (2) Reports of the Expert Evaluation Committee which visited the universities along with the scoring done by the Committee.
- (3) Presentation by the Vice-Chancellors of the shortlisted universities before the Standing Committee on UPE.

With regard to (3) to above, it is proposed to have a meeting of the Standing Committee on UPE sometime during **September/October, 2011**. The exact date and time shall be informed soon.

While giving this advance information to you, I request that the university may prepare its presentation on the parameters indicated in the **enclosed sheet**. You may bring a few experts to help you at the above presentation. Each Vice-Chancellor will be given a minimum of 30 minutes for the presentation followed by one hour discussion. Therefore, you may prepare your presentation accordingly. A tentative programme schedule is **enclosed**.

In case, you have any point to be clarified, you may either write to me or telephone me.

The TA/DA for this may have to be defrayed by the University


With kind regards.


Yours sincerely,

  
(K. Gunasekaran)

Encl: As above

Dr. N. Prabhu Dev,  
Vice Chancellor  
Bangalore University,  
Jnanabharathi Bangalore - 560 056  
(Karnataka)



  
13/9/11

**PARAMETERS ON WHICH VICE-CHANCELLORS OF THE SHORTLISTED UNIVERSITIES OF UPE SCHEME ARE REQUIRED TO MAKE PRESENTATION BEFORE THE STANDING COMMITTEE ON UPE**

1. Vision of the University; steps initiated by the University to operationalise vision into action.
2. How does the University understand excellence? How does the University justify its claim of having potential for excellence in the chosen focused area? How does it relate to the vision & mission and objectives of the university?
3. The justification for plan of implementation for the next five years with special reference to the focused area that has been identified.
4. How will the university use the additional fund of Rs.50.00 crores to meet the above objectives?
5. What are the academic reforms the university is enforcing to improve the quality of teaching, learning and evaluation?
6. What plans does the University have to make its courses internationally competitive?
7. What steps are being taken to improve quality of research work in the University?
8. What specific administrative reforms does the university plan to improve the functioning and performance of the university?
9. What strategies does the University have to attract quality faculty and staff to improve its academic performance?
10. How does the University propose to generate additional resources?

370

11. How many vacant positions already exist in the University and what plan they have to fill up vacant positions?
12. What are the measures taken by the University to promote internal autonomy in the University?
13. What are the measures the University has taken to internalize the promotion of Quality & Excellence?



**Programme Schedule for the Presentation of the Vice-Chancellor of the shortlisted Universities under UPE Scheme.**


Day One	10.30-11.30 A.M.	Briefing the Members of the Standing Committee.
	11.30-1.00 P.M.	Andhra University
	1.00-1.30 P.M..	Lunch
	1.30-3.00 P.M.	Osmania University
	3.00-4.30 P.M.	Banaras Hindu University
	4.30-6.00 P.M.	Rajasthan University
Day Two	10.00-11.30 A.M.	Guru Nanak Dev University
	11.30-1.00 P.M.	Punjabi University
	1.00-2.00 P.M.	Lunch
	2.00-3.30 P.M.	Punjab University
	3.30-5.00 P.M.	Karnatak University
Day Three	10.00-11.30 A.M.	Mysore University
	11.30-1.00 P.M.	Bangalore University
	1.00-1.30 P.M.	Lunch
	1.30-3.00 P.M.	Finalization of the Universities by the Standing Committee

**Minutes of the 2<sup>nd</sup> meeting of the Standing Committee  
on Universities with Potential for Excellence (UPE)**

The 2<sup>nd</sup> meeting of the reconstituted Standing Committee on UPE was held on 7<sup>th</sup>, 8<sup>th</sup> & 9<sup>th</sup> December, 2011 at India International Centre, New Delhi. ANNEXURE 2/A gives the names of the Experts who attended the meeting.


Welcoming the members, Prof. Ved Prakash, Chairman, UGC gave a historical background of UPE Scheme and indicated that it is a flagship quality scheme of UGC. He indicated that during XI Plan period, 6 more Universities are to be identified and in this regard the Standing Committee on UPE had earlier shortlisted 10 universities for further processing. Accordingly, Expert Evaluation Committees (EEC) were sent to these 10 Universities, which have given not only their value judgments on their proposals but also given a score out of 100. A Working Group on UPE was simultaneously formed which scored the data provided by the Universities out of 1000 with regard to the proforma given in the XI Plan Guidelines on UPE. Now, the Vice-Chancellors of the shortlisted Universities have been invited to make a presentation before the Standing Committee on UPE, which are to be assessed on a scoring scale of 100. All these three assessments shall be used to finally select the Universities. He then requested Dr. K. Gunasekaran, Additional Secretary, UGC and Member Secretary of the Standing Committee on UPE to brief the members.

Dr. K. Gunasekaran informed the members about the steps taken to identify the universities while following the improved procedure during the XI Plan period, based on the experience in implementing the scheme during the earlier plan period. In order to reduce the Inter-committee variations, he informed that a meeting was organized for all the Member Secretaries of the Committees which

  
(P.N. Tandon)


  
(A. Ramachandra Reddy)


  
(Anandakrishnan)

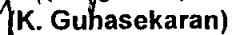
  
(S.K. Joshi)

  
(G.K. Mehta)

  
(V.S. Prasad)

  
(R.S. Deshpande)

  
(Nareesh Dadhiche)

  
(K. Gunasekaran)

  
(Ved Prakash)

was addressed by the Chairman, UGC. He requested that there is a need for a consensus approach on the method of scoring the performance of the presentation by the Vice-Chancellors so that at the end of third day a consensus scoring to each of the 10 universities could be awarded. He requested the Committee members to evolve a system of scoring the presentation of the Vice-Chancellors on a scoring scale of 100 which shall be reduced to 20. He also informed that every Vice-Chancellor shall be given 30 minutes for presentation followed by discussion for one hour, so that all the issues could be clarified by the members of the Committee.

There was a discussion on the various methodologies adopted to score the proposals which was clarified by Prof. Ved Prakash and Dr. K. Gunasekaran. After the briefing of the members, the Standing Committee considered the presentation of the Vice-Chancellors of all the 10 shortlisted Universities as per the Programme Schedule given at ANNEXURE 2/B.



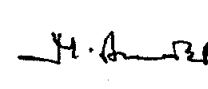

The decision of the Committee with regard to various items listed under the Agenda are given below:






**Item No.1 : To receive a status note on the selection process of universities under UPE Scheme during XI Plan period.**


*Decision : Noted.*

**Item No.2 : To receive the Report of the Working Group on UPE.**

*Decision : Noted. The Committee appreciated the work of Working Group on UPE in scoring the proposals.*

 (P.N. Tandon)
  (A. Ramachandra Reddy)
  (Anandakrishnan)
  (S.K. Joshi)

 (G.K. Mehta)
  (V.S. Prasad)
  (R.S. Deshpande)
  (Naresh Dadhiche)
  (K. Gunasekaran)

 (Ved Prakash)

**Item No.3 :** To consider the scores awarded by the Expert Evaluation Committees (EEC) for various universities.

*Decision :* Noted.

**Item No.4 :** To consider the Reports of the Expert Evaluation Committees (EEC) which visited 10 shortlisted universities.

*Decision :* Noted.

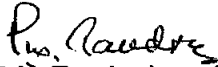
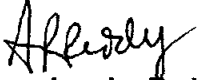
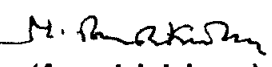

**Item No.5 :** To consider awarding of scores for the presentation of Vice-Chancellors before the Standing Committee on UPE.

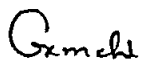



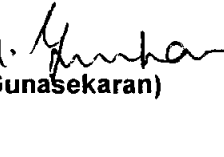
*Decision :* Based on the presentation by the Vice-Chancellors of the 10 shortlisted universities and the discussion the Committee had with them, the scores awarded to each of the 10 universities are given in **TABLE NO.1**


**TABLE NO.1 : Consensus scores awarded to Universities**

S.No.	State/Union Territory	University	Consensus score awarded out of 20*
1.	Andhra Pradesh	Andhra University	9.71
2.		Osmania University	13.71
3.	Chandigarh	Punjab University	13.00
4.	Karnataka	Bangalore University	9.25
5.		Mysore University	14.42
6.		Karnataka University	12.37
7.	Punjab	Guru Nanak Dev University	12.87
8.		Punjabi University	11.00
9.	Rajasthan	Rajasthan University	9.57
10.	Uttar Pradesh	Banaras Hindu University	14.57

\* The Chairman of the Committee, Prof. Ved Prakash chose not to participate in the process of awarding the marks based on Vice-Chancellors presentation.




  
(P.N. Tandon) (A. Ramachandra Reddy) (Anandakrishnan) (S.K. Joshi)





  
(G.K. Mehta) (V.S. Prasad) (R.S. Beshpande) (Naresh Dadhiche) (K. Gunasekaran)

  
(Ved Prakash)


**Item No.6 :** To consider the analysis of the scores awarded to 10 universities.

**Decision :** Taking into account the scores awarded by the Working Group on UPE, the Expert Evaluation Committee and scores awarded by the Standing Committee on UPE on the presentation of the Vice-Chancellors, the distribution of the scores awarded to the 10 Universities are given in **TABLE NO.2**


**TABLE NO.2 : Distribution of the scores awarded to the Universities**


Sl. No.	State / Union Territory	Name of the University	Scores awarded for the data supplied by the university		Scores awarded by the Expert Evaluation Committee (EEC) during its visit		Scores awarded by the Standing Committee on the presentation of Vice-Chancellor	Total score awarded of 100
			Out of 1000	Reduced to 40	Out of 100	Reduced to 40	Out of 20 *	
(1)	(2)	(3)	(4)	(5)	(6)	(7)	(8)	[(5)+(7)+(8)]
1.	Andhra Pradesh	Andhra University	611	24.44	67	26.80	9.71	60.95
2.		Osmania University	794	31.76	86	34.40	13.71	79.87
3.	Chandigarh	Punjab University	513	20.52	76	30.40	13.00	63.92
4.	Karnataka	Karnataka University	587	23.48	76	30.40	12.37	66.25
5.		Bangalore University	648	25.92	71	28.40	9.25	63.57
6.		Mysore University	601	24.04	77	30.80	14.42	69.26
7.	Punjab	Guru Nanak Dev University	630	25.20	90	36.00	12.87	74.07
8.		Punjabi University	560	22.40	73	29.20	11.00	62.60
9.	Rajasthan	Rajasthan University	595	23.80	85	34.00	9.57	67.37
10.	Uttar Pradesh	Banaras Hindu University	760	30.40	96	38.40	14.57	83.37

\* The Chairman of the Committee, Prof. Ved Prakash chose not to participate in the process of awarding the marks based on Vice-Chancellors presentation.


  
(P.N. Tandon)

  
(A. Ramachandra Reddy)


  
(Anandakrishnan)


  
(S.K. Joshi)

  
(G.K. Mehta)

  
(V.S. Prasad)

  
(R.S. Deshpande)

  
(Naresh Dadhiche)

  
(K. Gunasekaran)

  
(Ved Prakash)

Based on the scores awarded by the (a) Working Group on UPE, (b) Expert Evaluation Committees and (c) the Standing Committee UPE on the presentation of the Vice-Chancellors of the Universities, the Committee recommends the following universities for the award of UPE status during XI Plan period.

Sl. No.	Name of the University
1.	Banaras Hindu University
2.	Osmania University
3.	Guru Nanak Dev University
4.	Mysore University
5.	Rajasthan University
6.	Karnatak University

So far as the Focused Area and Holistic Development are concerned, the universities may be requested to modify their Action Plans as suggested by the Standing Committee during the discussion it had with the Vice-Chancellors and send the same to UGC keeping in view the maximum amount permissible Rs.15.00 crores and Rs.35 Crores respectively.

*The Committee finally wishes to place on record its appreciation on the excellent work done by Dr. K. Gunasekaran and his staff in developing the scoring scale, organising the visits of various Committees, preparing the Agenda for this meeting and finally conduct of this meeting.*


  
(P.N. Tandon)


  
(A. Ramachandra Reddy)

  
(Anandakrishnan)

  
(S.K. Joshi)

  
(G.K. Mehta)

  
(V.S. Prasad)

  
(R.S. Deshpande)

  
(Naresh Dadhiche)

  
(K. Gunasekaran)

  
(Ved Prakash)

डॉ. के. गुनासेकरन

अतिरिक्त सचिव

*Dr. K. Gunasekaran*

Additional Secretary



**SPEED POST**

विश्वविद्यालय अनुदान आयोग

बहादुरशाह ज़फर मार्ग, नई दिल्ली-110 002

**UNIVERSITY GRANTS COMMISSION**

BAHADUR SHAH ZAFAR MARG

NEW DELHI-110 002

OFF. : (011) 23230405

FAX : (011) 23231055

E-mail : gunakarthic@gmail.com

Website : www.ugc.ac.in

D.O.No.F.14-2/2008(NS/PE)

4<sup>th</sup> January, 2012

**4 JAN 2012**

**Dear Professor,**


This has reference to the proposal of your university under the Scheme "Universities with Potential for Excellence" (UPE). Out of a total of 31 Universities which sent their proposals, the Standing Committee on UPE shortlisted the following 10 universities based on the eligibility criteria as prescribed in the XI Plan guidelines on UPE i.e NAAC accreditation with 'A' grade and having at least one Centre of Advanced Study or two Departments of Special Assistance under Special Assistance Programme:

1. Andhra University
2. Osmania University
3. Punjab University
4. Karnataka University
5. Mysore University
6. Bangalore University
7. Guru Nanak Dev University
8. Punjabi University
9. Rajasthan University
10. Banaras Hindu University

The above shortlisted universities were requested to send a proposal to UGC indicating the focused area, plan for holistic development and the budget proposed. Ten different Expert Evaluation Committees (EEC) were constituted to visit the shortlisted universities and give a report. The EEC also gave a score out of 100 which was reduced to 40. A copy of the report of the EEC which visited your University is **enclosed** for your guidance.

Simultaneously, the Chairman, UGC also constituted a Working Group on UPE to score the data given by the shortlisted universities, as per the proforma given in the guidelines. The scores were awarded out of 1000 and then reduced to 40.

Finally, the Standing Committee on UPE considered the presentations by the Vice-Chancellors of the shortlisted universities on 7<sup>th</sup>, 8<sup>th</sup> and 9<sup>th</sup> December, 2011 and awarded a score out of 20. The Standing Committee, taking into consideration the scores obtained by the universities with regard to the data as per the proforma, EEC score and the presentation has finally given a relative ranking of the universities out of 100. Based on the relative ranking, the Standing Committee recommended six universities for award of UPE status during XI Plan period.



-39-

22/12/2011 4 9 PM

The recommendations of the Standing Committee were placed before the Commission at its meeting held on **22<sup>nd</sup> December, 2011**. The Commission considered the issue and resolved as under:

*"The Commission approved the recommendations of the Standing Committee on UPE for the award of UPE status to the following six universities during the XI Plan period:*

1. Banaras Hindu University, Varanasi.
2. Osmania University, Hyderabad.
3. Guru Nanak Dev University, Amritsar.
4. Mysore University, Mysore.
5. Rajasthan University, Jaipur.
6. Karnatak University, Dharwad

*The Commission further decided that the Vice-Chancellors of the selected universities may be requested to revisit their focused areas, holistic development and budget in view of the suggestions made by the Standing Committee and the first installment of grant may be released as per the existing practice.*

*The Commission also decided that the number of slots under the scheme be increased to at least ten in the 12<sup>th</sup> Plan and that the nomenclature of the scheme may also be suitably modified."*

**While communicating the above, I am happy to inform you that your university is one of the six universities identified by the UGC for award of UPE status during the XI Plan period.**

Your university could achieve the UPE status due to the hard work done by you, your predecessors, teaching staff, students and non-teaching staff in the past and at present. I am sure that with the award of UPE status to your university, which will entail grants up to Rs.50 crores under the scheme, the University shall be in a position to achieve greater heights on the areas chosen by you in the focused area and for holistic development. You may refer to the XI Plan Guidelines on UPE, which are available on the UGC website ([www.ugc.ac.in](http://www.ugc.ac.in)), while preparing the documents.

**As per the decision of the Commission, you may kindly revisit the focused area, plan for holistic development and the budget proposed by you and arrange to send the same within a week so as to enable this office to release the grants.**

With kind regards,


Yours sincerely,


  
(K. Gunasekaran)

Encl: As above.

1. Dr. Lalji Singh, Vice-Chancellor, Banaras Hindu University, Varanasi-221 005
2. Prof. S. Satyanarayana, Vice-Chancellor, Osmania University, Hyderabad-500007
3. Prof. A.S. Brar, Vice-Chancellor, Guru Nanak Dev University, Amritsar-143 005
4. Prof. V.G. Talawar, Vice-Chancellor, University of Mysore, Crawford Hall, Mysore-570006
5. Prof. B.L. Sharma, Vice-Chancellor, University of Rajasthan, Jaipur-302 055
6. Prof. H.B. Walikar, Vice-Chancellor, Karnatak University, Pavate Nagar, Dharwad-580 003

So (Meeting Cell) : This is w.r.t. Item no. 4.04 of the Commission's Meeting held on 22/12/2011.



  
4/1/12